



2005 REVIEW



OREGON

BALANCED ARSENAL RETURNS DUCKS TO SUCCESS IN 2005

Many may have wondered what to expect from a team that returned in 2005 after suffering its first losing season under an 11th-year head coach who had never missed the postseason. Not only did Head Coach Mike Bellotti and the 2005 Ducks return to postseason, they silenced the critics with their third-ever 10-win season, finishing the year 10-2 en route to a Holiday Bowl berth and a second-place Pac-10 finish behind two-time national champion USC.

Along the way, the offense put up record-setting numbers and finished in the top 10 in the nation in passing offense (304.5). The Ducks' 34.5 points per game was 12th in the nation as first year offensive coordinator Gary Crowton brought a new style of offense and it proved to suit the players and fans alike as he was a Broyles Award finalist, which recognizes the nation's top assistant coach. Crowton tutored senior quarterback Kellen Clemens through the Ducks' first eight games and Clemens was quickly assaulting the record books before suffering a season-ending injury at Arizona. Despite the setback, Crowton quickly went back to work and helped guide two sophomore quarterbacks to three consecutive wins to close out the regular season.

But it was a true team effort this season. When the offense needed it most, the defense rose to the challenge, scoring a game-winning touchdown and making critical stops in an overtime win vs. California. Every member of the Duck defense seemed to make his mark as cornerback Aaron Gipson led the nation in interceptions and defensive end Haloti Ngata became Oregon's first consensus All-American since 1962 while also garnering the Pac-10's Defensive Player of the Year honor. Linebacker Anthony Trucks finished the season eighth in the nation in sacks and defensive end Devan Long became the school's all-time leader in tackles for loss. As a unit, Oregon finished second in the nation in interceptions (23) and led the conference in total defense.

And just when it would seem that the offense and defense had reached the brink, Oregon's special teams provided sparks that made the 10-win season a balanced effort on all parts. Tailback Jonathan Stewart emerged from the Holiday Bowl as the nation's leader in kickoff returns and he made his mark in the Oregon records, returning kickoffs of 83 and 97 yards for touchdowns. And cornerback Justin Phinisee not only earned first-team all-conference honors for his play on defense, he also returned a 69-yard punt for a touchdown -- the second of his career. And placekicker Paul Martinez was a three-time Pac-10 player of the week honoree while also setting a new school and Pac-10 tying record with six field goals made vs. Montana.

In all, the list of individual honors was long this season, but the message was clear — Oregon returned to its winning ways by combining all parts and playing as a team.

Concerns about another season-opening surprise faded in the second half as the Oregon defense allowed only three points in the final three quarters in a 38-24 win at Houston. Clemens threw for 348 yards and two touchdowns and rushed for a career-best and team-leading 72 yards on 12 carries. In his first game as the starting placekicker, converted punter Paul Martinez tied a then-school record with five field goals, including a 51-yarder. The Houston offense clicked early with 21 first quarter points, including a pair of +60-yard scoring strikes, but the Oregon spread offense gained traction in the second half and eventually went on a 24-0 scoring run en route to 554 total yards.

In week two, Martinez earned Pac-10 Special Teams Player of the Week honors for the second straight game thanks to a school record six field goals that was only one shy of the Pac-10 record. The new look Duck passing game continued to confound defenses as nine receivers caught passes, led by senior wide receiver Demetrius Williams who had five catches for 93 yards and a touchdown. However, only 87 of UO's 426 total yards came on the ground, and starting tailback Terrence Whitehead ended with only 36 yards on 18 carries. Stewart opened the home season with an 83-yard touchdown return on the opening kickoff. Martinez hit field goals of 26 and 40 yards on the next two possessions to make it 12-0, but the Grizzlies briefly interrupted the Duck momentum in the second quarter. First, they stopped Whitehead on a 4th-and-1 at the Montana 4, then on the next Oregon drive recovered a fumble on a botched backfield pass by Clemens.

On the next play, Grizzly quarterback Jason Washington hit receiver Jon Talmage for a 23-yard TD score. From then on it was all Oregon as UO scored 35 straight points. Defensively, Oregon limited Montana to just



Anthony Trucks and Haloti Ngata

seven first downs and 144 total yards.

The Ducks finished their non-conference slate unbeaten with a 37-34 victory at home to snap No. 23 Fresno State's seven-game winning streak and also end a Bulldog run of three straight wins over Pac-10 foes. Whitehead enjoyed a breakthrough game and scored the deciding touchdown with 4:16 left when he turned a routine backfield pass into a 42-yard touchdown pass play that gave Oregon a 37-27 lead. However, Fresno State rallied under senior quarterback Paul Pinegar who narrowed the score to 37-34 with 1:50 left on a 14-yard touchdown pass to Matt Rivera. In the first quarter, the Bulldogs jumped out to a 17-0 lead thanks to 200 yards total offense on their opening three drives, but the Ducks turned to their no-huddle offense and answered with three straight touchdowns to lead 20-17 at the half. Whitehead ended with 156 total yards, including 96 yards on 20 carries and five catches for 60 yards, and two key scores.

Returning national champion USC spotted the Ducks a 13-0 first quarter lead, then reeled off 45 straight points and scored on seven straight drives en route to a 45-13 win in front of an ABC-TV audience. Senior quarterback Matt Leinart led the No. 1-ranked Trojans with 315 passing yards and three touchdowns as USC notched its 25th straight victory — a school and Pac-10 record — but only second over the Ducks in their last six meetings dating back to 1998.

Bellotti enjoyed his 50th Pac-10 win behind the aerial exploits of Clemens who racked up 393 yards passing and three touchdowns in less than three quarters of work. However, the senior quarterback's interception-less string was stopped at 162 straight passes in the first quarter by a Michael Okwo pick, and stood as the second-longest in UO history behind his 178-long string in 2004. The Duck ground game was without an injured Whitehead who had posted +100-yard days vs. the Cardinal in his three prior outings, but still received a hat trick of scores from backup freshman tailback Jonathan Stewart who had a pair of 1-yard scores and an 11-yard pass. UO receiver Demetrius Williams became the school's all-time leader in 100-yard receiving games (9), thanks to his 168 yards on six catches.

No. 25 Oregon spotted a 10-0 first-quarter lead to No. 17 Arizona State, but rallied with 24 straight points to snap a three-game losing streak to the Sun Devils. Back-up kicker Matt Evensen helped the Ducks claw their way back into the game with his first three career field goals, including a 51-yard conversion as the second quarter ended that made up for a blocked 55-yard field goal on the opening drive. The back-up kicker also connected on a 42-yarder in the third quarter that helped net Pac-10 Special Teams Player of the Week honors. Tailback Terrence Whitehead's 122 yards on 21 carries led to his first +100-yard rushing game of the season, and he also paced UO receivers with nine catches for 100 yards to become



the second player in school history to rush and receive for +100 yards in the same game – and first since Bobby Moore in 1970. Overall, the Duck rushing attack outgained the Sun Devils by a 234-53 edge to secure the team's first win at Tempe since 2000, and first road win over a top-25 team since a 21-20 win at UCLA in 2001.

The following week, the Ducks made short work of the Huskies as Clemens threw for four touchdowns to lead the Ducks to a 45-21 win. Clemens completed an Autzen Stadium record 36 passes with no interceptions and broke the former completion mark (33) held by Fresno State's Paul Pinegar and BYU's Ty Detmer. Clemens connected with 12 different receivers and his 425 passing yards stood as the 10th highest total in UO history and only 12 yards shy of his all-time best that came at Washington State in 2004.

Everything changed in week eight when Oregon headed to Tucson to face a pesky Arizona squad. The Ducks survived a scare in the desert but lost Clemens in the process with a broken ankle on a third quarter sack. In his absence, the Oregon defense came to the rescue as first-year starter and linebacker Brent Haberly recovered a Mike Bell fumble in the fourth quarter and returned it 34 yards for a touchdown with 12:14 remaining. The Wildcats found new life in the second quarter when back-up quarterback Willie Tuitama replaced ineffective starter Richard Kovalcheck and directed Arizona to two touchdowns before the halftime, including a 50-yard scamper by running back Mike Bell with 4:52 on the clock before halftime. Oregon then lost backup Dennis Dixon to injury and turned to third-string Brady Leaf at quarterback. After Haberly's fumble return, the Oregon offense was still unable to put the game away, as Leaf was intercepted with 9:48 remaining by Antoine Cason who returned the ball 27 yards to the Duck 33. However, an offensive interference call on the next play by B.J. Dennard on UO's Jackie Bates forced them back to the Oregon 47-yard line, and the Ducks recovered on downs four plays later.

From then on, it was a quarterback combo as Dixon and Leaf would guide the Duck offense. In the Ducks' first overtime game since 2000, Leaf found wide receiver James Finley in the middle of the end zone in the extra stanza as No. 15 Oregon defeated No. 23 California, 28-21. Whitehead complemented the offense with his second +100-yard rushing game of the season – a key play-calling component on a windy, rainy day. The Bears had a chance to win in regulation, but kicker Tom Schneider missed a rushed, 53-yard field goal attempt at the end of regulation. California had started the drive on their own 13-yard line with 2:00 remaining and quickly marched to the Oregon 33, but the Duck defense forced them backwards 14 yards on the next plays. That same defense came up big again in the overtime when it limited Cal to two yards in its four plays from the 25-yard line.



Terrence Whitehead



Brent Haberly

In Oregon's second to last conference game, it was Martinez who led Oregon to victory, making a 19-yard field goal with one second left to give No. 11 Oregon a 34-31 victory over Washington State who remained winless in the Pac-10 after a 3-0 non-conference start. In the third quarter, the Ducks scored three straight touchdowns to jump out to a 31-21 lead, and regained momentum after WSU quarterback Alex Brink ended the first half with a 40-yard heave into the right corner of the end zone to Jason Hill. The Cougars came back again in the fourth quarter with two scores to tie the game before Martinez's late heroics and suffered their fifth defeat in six Pac-10 games where they had led or had been tied in the third or fourth quarter. Duck quarterbacks Dennis Dixon and Brady Leaf combined for 296 yards passing and two TDs as Oregon rolled up 444 yards of offense against the conference's lowest-ranked defense.

The Ducks wrapped up the season in fine fashion, posting the most points of either team in the 109th edition of the Civil War. Freshman Jonathan Stewart accounted for two touchdowns, including a 97-yard kickoff return – and fourth-longest in school history – to up the Duck lead to 35-7 in the opening ticks of the third quarter. The UO passing attack was also on par as its 18 pass completions punctuated a season mark of 278 completions that broke the former school record from 1995 (260). Demetrius Williams caught his 10th touchdown catch of the year to tie a school record, and became the seventh 1,000-yard receiver in school history and fifth in 11 years. Senior cornerback Aaron Gipson opened his final home game with a 60-yard interception return for a touchdown less than three minutes into the game. He added another in the second quarter for his seventh of the season – the fifth-most in school history – and his per game average (.64) led the nation. The win gave Oregon its seventh straight victory and its second-ever 10-win regular season, and extinguished the bowl hopes of the Beavers who ended the season 5-6.

The Civil War victory assured the Ducks of a Holiday Bowl berth vs. Oklahoma – the second meeting in as many seasons for the two teams. Although the Ducks came up just short, Leaf nearly led the Ducks to a fourth-quarter come-from-behind victory, Oklahoma's Clint Ingram made a leaping interception at the 10-yard line with 33 seconds left to preserve the Sooners' 17-14 upset of the Ducks. Leaf had thrown a 3-yard touchdown pass to tight end Tim Day with 3:30 left to pull the Ducks to 17-14.

Oregon's defense held, and Leaf began another drive at his 22 with 3:04 to play. He threw a 38-yard pass to Terrence Whitehead, who made it to the Oklahoma 34. On third-and-14 from the 39, Leaf rolled right, was flushed back to the left and dodged a tackler before side-arming a pass to Jeremiah Johnson for a 19-yard gain. Two plays later, Ingram got in front of Demetrius Williams for the interception.

TEAM STATISTICS	UO	OPP				
SCORING	414	278				
Points Per Game	34.5	23.2				
FIRST DOWNS	270	230				
Rushing	80	86				
Passing	164	120				
Penalty	26	24				
RUSHING YARDAGE	1612	1607				
Yards gained rushing	1875	1957				
Yards lost rushing	263	350				
Rushing Attempts	427	407				
Average Per Rush	3.8	3.9				
Average Per Game	134.3	133.9				
TDs Rushing	16	12				
PASSING YARDAGE	3654	2685				
Att-Comp-Int	482-303-10	443-252-23				
Average Per Pass	7.6	6.1				
Average Per Catch	12.1	10.7				
Average Per Game	304.5	223.8				
TDs Passing	28	22				
TOTAL OFFENSE	5266	4292				
Total Plays	909	850				
Average Per Play	5.8	5.0				
Average Per Game	438.8	357.7				
KICK RETURNS: #-YARDS	42-1035	61-1366				
PUNT RETURNS: #-YARDS	32-360	21-223				
INT RETURNS: #-YARDS	23-383	10-105				
KICK RETURN AVERAGE	24.6	22.4				
PUNT RETURN AVERAGE	11.2	10.6				
INT RETURN AVERAGE	16.7	10.5				
FUMBLES-LOST	19-9	19-9				
PENALTIES-YARDS	96-868	110-973				
Average Per Game	72.3	81.1				
PUNTS-YARDS	50-1832	70-2662				
Average Per Punt	36.6	38.0				
Net punt average	32.2	32.9				
TIME OF POSSESSION/GAME	29:26	30:34				
3RD-DOWN CONVERSIONS	80/191	66/183				
3rd-Down Pct	42%	36%				
4TH-DOWN CONVERSIONS	10/19	8/21				
4th-Down Pct	53%	38%				
SACKS BY-YARDS	31-212	20-105				
MISC YARDS	37	0				
TOUCHDOWNS SCORED	49	35				
FIELD GOALS-ATTEMPTS	23-33	11-17				
PAT-ATTEMPTS	39-43	35-35				
ATTENDANCE	350602	186107				
Games/Avg Per Game	6/58434	5/37221				
Neutral Site Games		1/65416				
SCORE BY QUARTERS	1st	2nd	3rd	4th	OT	Total
Oregon	109	99	122	77	7	414
Opponents	68	65	83	62	0	282

RESULTS: 10-2 (Home: 5-1; Away: 5-0; Neutral 0-1; Pac-10: 2nd, 7-1)

Opponent	Score	Crowd	Record
at Houston	W, 38-24	19,981	(1-0, 0-0)
MONTANA	W, 47-14	58,169	(2-0, 0-0)
#23 FRESNO STATE	W, 37-34	58,201	(3-0, 0-0)
#1 USC	L, 13-45	59,129	(3-1, 0-1)
at Stanford	W, 44-20	27,690	(4-1, 1-1)
at #17 Arizona State	W, 31-17	62,789	(5-1, 2-1)
WASHINGTON	W, 45-21	58,269	(6-1, 3-1)
at Arizona	W, 28-21	48,052	(7-1, 4-1)
CALIFORNIA	W, 27-20 OT	58,309	(8-1, 5-1)
at Washington State	W, 34-31	27,595	(9-1, 6-1)
OREGON STATE	W, 56-14	58,525	(10-1, 7-1)
Oklahoma (San Diego)	L-14-17	65,416	(10-2, 7-1)

RUSHING	G	ATT	GAIN	LOSS	NET	AVG	TD	LG	AVG/G
Whitehead	11	156	742	63	679	4.4	4	38	61.7
Clemens	8	69	301	73	228	3.3	0	43	28.5
Stewart	10	53	210	22	188	3.5	6	33	14.6
Johnson, J.	8	24	147	0	147	6.1	2	28	18.4
Dixon	11	49	174	31	143	2.9	1	22	13.0
Jackson, T.	7	27	111	4	107	4.0	0	18	15.3
Williams, D.	12	9	59	1	58	6.4	1	22	4.8
Colvin	12	6	33	10	23	3.8	1	23	1.9
Dragich	8	1	20	0	20	20.0	0	20	2.5
Weatherspoon	12	2	19	0	19	9.5	0	13	1.6
Mittasch	2	2	17	0	17	8.5	0	12	8.5
Paysinger	10	2	13	0	13	6.5	1	8	1.3
Strong	11	1	3	0	3	3.0	0	3	0.3
Brown, A.	4	1	1	0	1	1.0	0	1	0.2
Finley	12	3	0	2	-2	-0.7	0	0	-0.2
Leaf	12	14	25	44	-19	-1.4	0	9	-1.6
Team	8	8	0	13	-13	-1.6	0	0	-1.6

PASSING	G	EFFIC	A-C-INT	PCT	YDS	TD	LG	AVG/G
Clemens	8	152.87	289-185-4	64.0	2406	19	61	300.8
Dixon	11	142.37	104-69-3	66.3	777	6	68	70.6
Leaf	11	111.13	82-48-3	58.5	467	3	37	38.9

SCORING	TD	FGs	PATs				DXP	SAF	PTS
			KICK	RUSH	RCV	PASS			
Martinez	0	19-24	26-30	0-0	0	0-0	0	0	83
Williams, D.	11	0-0	0-0	0-0	0	0-0	0	0	66
Stewart, J.	9	0-0	0-0	0-0	0	0-0	0	0	54
Whitehead	8	0-0	0-0	1-1	1	0-0	0	0	52
Evensen	0	4-9	13-13	0-0	0	0-0	0	0	25
Colvin	4	0-0	0-0	0-0	0	0-0	0	0	24
Williams, J.	3	0-0	0-0	0-0	0	0-0	0	0	18
Finley	2	0-0	0-0	0-0	1	0-0	0	0	14
Rosario	2	0-0	0-0	0-0	0	0-0	0	0	12
Johnson, J.	2	0-0	0-0	0-0	0	0-0	0	0	12
Day	1	0-0	0-0	0-0	0	0-0	0	0	6
Weatherspoon	1	0-0	0-0	0-0	0	0-0	0	0	6
Phinisee	1	0-0	0-0	0-0	0	0-0	0	0	6
Gipson	1	0-0	0-0	0-0	0	0-0	0	0	6
Paysinger	1	0-0	0-0	0-0	0	0-0	0	0	6
Kent	1	0-0	0-0	0-0	0	0-0	0	0	6
Dixon	1	0-0	0-0	0-0	0	0-0	0	0	6
Haberly	1	0-0	0-0	0-0	0	0-0	0	0	6
Schwartz	0	0-0	0-0	0-0	1	0-0	0	0	2
Ngata	0	0-0	0-0	0-0	0	0-0	0	1	2
Strong	0	0-0	0-0	0-0	1	0-0	0	0	2
Leaf	0	0-0	0-0	0-0	0	2-3	0	0	0
Clemens	0	0-0	0-0	0-0	0	2-2	0	0	0
Total	49	23-33	39-43	1-1	4	4-5	0	1	414
Opponents	35	11-17	35-35	0-0	0	0-0	0	0	278



DEFENSE	G	UT	AT	TT	TFL	QS	INT	BU	QH	FR	FF	BK
Trucks	12	62	37	99	15.5-78	11.0-60	1-0	3	5	3-0	5	.
Chung	12	58	33	91	1.5-3	.	2-38	3	.	.	1	.
Phinisee	12	53	13	66	1.0-1	.	4-206	8
Nelson, J.D.	12	36	28	64	.	.	1-0	5	.	.	1	.
Haberly	12	38	25	63	5.5-16	0.5-4	.	4	11-34	.	.	.
Ngata	12	32	29	61	9.0-37	3.0-20	.	5	1	1-0	1	2
Phillips	11	29	16	45	9.0-27	2.0-13	2-9	2	2	.	.	.
Gipson	12	31	11	42	3.5-10	.	7-117	7	.	.	.	1
Long	10	23	17	40	14.5-52	5.0-31	.	3	2	.	.	.
Tuitele	8	21	16	37	2.0-3	.	.	1	1	.	.	.
Toeaina	12	14	16	30	6.0-26	3.0-19	.	4	4	.	.	.
Bates	10	21	9	30	3.0-5	.	1-0	4
DePalo	12	12	5	17	.	.	.	1
Sanders, D.	12	10	7	17	9.0-44	2.5-21	1(-3)	1	3	.	.	.
Vincent	12	6	7	13	1-0	.	.
Agyeman	10	7	5	12
Woods	12	8	3	11	1.0-2	.	3-2
Linehan	10	3	7	10	2.0-25	1.0-24	1-14	.	3	.	.	.
Andrews	12	3	5	8
Rosario	12	3	4	7	1-0	.	.
Faaeteete	8	4	3	7	3.5-4	1.0-1
Phipps	7	4	1	5
Andrews	10	5	.	5
Rosario	11	3	.	3
Boyd	11	5	2	7
Spates	7	3	4	7	1.0-1
Davis	8	3	3	6
Fillipe	11	4	1	5	1.0-9	1.0-9	.	1
Reed	11	5	.	5	3.0-13	1.0-8	1
Dragich	8	3	.	3
Faaeteete	10	3	.	3	2.0-5	.	.	.	1-3	.	.	.
Whitehead	11	3	.	3
Johnson, J.	8	2	1	3
Reynoso	8	1	.	1
Paysinger	10	.	1	1
Mulvanny	2	1	.	1
Clemens	8	1	.	1	1	.	.	.
Colvin	12	.	1	1
Pope	4	.	1	1
Martinez	9	1	.	1
Leaf	12	1	.	1
Unger	12
Team	8	.	.	.	1.0-4

LEGEND: UT — Unassisted tackle; AT — Assisted tackles; TT — Total tackles; TFL-Y — Tackles for loss-yards; QS — Quarterback sacks; INT — Interceptions; PD — Passes defended; QH — Quarterback hurries; FR — Fumble recovery; FF — Forced fumbles; BK — Blocked kicks.

FIELD GOALS (Good, *Blocked)		
GAME	Martinez	Evensen
@ HOUSTON	22, 39, 51, 32, 29, 24	
MONTANA	26, 40, 38, 37, 42, 20	
FRESNO ST	41, 45	
USC	37, 37, 48	
@ STAN	44, 24	
@ ASU		*55, 42, 51, 42, 47
WASH		30
@ UA		40, 41, 36
CAL	37, 29, 49	
@ WSU	45, 19	
OSU	No Attempts	
OU	No Attempts	

RECEIVING	G	NO	YDS	AVG	TD	LONG	AVG/G
Williams, D.	12	59	1059	17.9	10	61	88.2
Finley	12	57	571	10.0	2	30	47.6
Whitehead	11	52	490	9.4	4	42	44.5
Day	12	25	215	8.6	1	23	17.9
Colvin	12	22	332	15.1	3	54	27.7
Williams, J.	12	15	245	16.3	3	66	20.4
Rosario	12	15	168	11.2	2	18	14.0
Strong	11	13	105	8.1	0	19	9.5
Weatherspoon	12	12	131	10.9	1	39	10.9
Jackson	7	8	37	4.6	0	16	5.3
Stewart, J.	10	7	45	6.4	1	12	4.5
Paysinger	10	6	70	11.7	0	22	7.0
Johnson, J.	8	4	30	7.5	0	19	3.8
Kent	8	3	114	38.0	1	68	14.2
Kause	6	2	19	9.5	0	12	3.2
Keeling	9	2	10	5.0	0	6	1.1
Larson	3	1	13	13.0	0	13	4.3

KICK RETURNS	NO	YDS	AVG	TD	LONG
Johnson, J.	13	298	22.9	0	35
Stewart, J.	12	404	33.7	2	97
Davis, S.	7	146	20.9	0	31
Brown, A.	2	53	26.5	0	53
Jackson, T.	2	38	19.0	0	21
Bates, J.	2	25	12.5	0	17
Chung, P.	2	34	17.0	0	19
Phinisee, J.	2	37	18.5	0	21

PUNT RETURNS	NO	YDS	AVG	TD	LONG
Phinisee	25	289	11.6	1	69
Davis	2	-4	-2.0	0	0
Gipson	1	7	7.0	0	7
Weatherspoon	1	0	0.0	0	0
Reed	1	27	27.0	0	27
Ngata	1	30	30.0	0	30
Brown	1	11	11.0	0	11

INTERCEPTIONS	NO	YDS	AVG	TD	LONG
Gipson	7	117	16.7	1	60
Phinisee	4	206	51.5	0	86
Woods	3	2	0.7	0	2
Bates	1	0	0.0	0	0
Linehan	1	14	14.0	0	14
Sanders, D.	1	-3	-3.0	0	0
Nelson	1	0	0.0	0	0
Trucks	1	0	0.0	0	0

PUNTING	NO	YDS	AVG	LONG	TB	FC	I20	BL
Dragich	32	1246	38.9	56	0	7	8	0
Knowles	14	560	40.0	52	1	6	1	1

FIELD GOALS	FG-A	1-19	20-29	30-39	40-49	50+	LG	BL
Martinez	19-24	1-1	6-7	4-7	7-8	1-1	51	0
Evensen	4-9	0-0	0-0	1-2	2-5	1-2	51	1

ALL PURPOSE	G	RUSH	REC	PR	KOR	IR	FR	TOT	AVG/G
Whitehead	11	679	490	0	0	0	0	1169	106.3
Williams, D.	12	58	1059	0	0	0	0	1117	93.1
Stewart, J.	10	188	45	0	404	0	0	637	63.7
Finley	12	-2	571	0	0	0	0	569	47.4
Phinisee	12	0	0	289	37	206	0	532	44.3
Johnson, J.	8	147	30	0	298	0	0	475	59.4
Colvin	12	23	332	0	0	0	0	355	29.6
Williams, J.	12	0	245	0	0	0	0	245	20.4

TOTAL OFFENSE	G	PLAYS	RUSH	PASS	TOTAL	AVG/G
Clemens	8	358	228	2406	2634	329.2
Dixon	11	153	143	777	920	83.6
Whitehead	11	157	679	0	679	61.7
Leaf	12	96	-19	467	448	37.3

RECEIVING GAME	Colvin NO-YDS-TD	Finley NO-YDS-TD	Rosario NO-YDS-TD	Strong NO-YDS-TD	Weatherspoon NO-YDS-TD	Whitehead NO-YDS-TD	D. Williams NO-YDS-TD	J. Williams NO-YDS-TD
@ HOUSTON	4- 55- 0	10- 95- 0	2-28- 1	2- 19- 0	0- 0- 0	2- 11- 0	9-133- 1	0- 0- 0
MONTANA	1- 4- 1	3- 37- 0	3- 27- 0	DNP	3- 49- 1	2- 25- 0	5- 93- 1	1- -5- 0
FRESNO ST.	3- 55- 1	3- 24- 0	2- 14- 0	1- 17- 0	2- 28- 0	5- 60- 1	8- 95- 2	0- 0- 0
USC	1- 6- 0	4- 45- 0	1- 11- 0	2- 24- 0	1- 1- 0	4- 18- 0	5- 83- 1	0- 0- 0
@ STANFORD	2- 48- 0	4- 63- 0	2- 34- 1	2- 8- 0	1- 7- 0	DNP	6-168- 0	3- 57- 1
@ ASU	0- 0- 0	2- 19- 0	1- 8- 0	0- 0- 0	2- 23- 0	9-100- 1	3-108- 1	0- 0- 0
WASHINGTON	4- 63- 0	7- 67- 0	1- 10- 0	1- 8- 0	0- 0- 0	7- 59- 1	5- 92- 2	5- 55- 1
@ ARIZONA	2- 62- 1	0- 0- 0	0- 0- 0	4- 23- 0	0- 0- 0	3- 25- 0	5-123- 0	0- 0- 0
CALIFORNIA	2- 28- 0	6- 47- 1	0- 0- 0	1- 6- 0	0- 0- 0	8- 72- 0	3- 46- 1	1- 11- 0
@ WSU	3- 11- 0	6- 67- 1	1- 13- 0	0- 0- 0	1- 10- 0	4- 17- 0	1- 9- 0	3- 52- 0
OSU	0- 0- 0	3- 40- 0	1- 8- 0	0- 0- 0	2- 13- 0	2- 20- 1	5- 82- 1	2- 75- 1
OU	0- 0- 0	9- 67- 0	1- 15- 0	0- 0- 0	0- 0- 0	6- 83- 0	4- 27- 0	0- 0- 0

RUSHING GAME	Clemens TC-YDS-TD	Dixon TC-YDS-TD	Jackson TC-YDS-TD	Johnson TC-YDS-TD	Stewart TC-YDS-TD	Whitehead TC-YDS-TD
@ HOUSTON	8- 31- 0	4- 23- 1	3- 26- 0	DNP	5- 47- 0	8- 31- 0
MONTANA	5- 7- 0	5- 16- 0	5- 12- 0	DNP	2- 6- 0	18- 36- 0
FRESNO ST.	13- 58- 0	DNP	2- 7- 0	DNP	DNP	20- 96- 1
USC	9- 5- 0	5- 21- 0	2- 18- 0	DNP	DNP	7- 14- 0
@ STANFORD	3- -3- 0	1- 5- 0	11- 29- 0	11- 63- 1	5- 9- 2	DNP
@ ASU	9- 47- 0	1- 2- 0	DNP	3- 12- 0	9- 29- 0	21-122- 1
WASHINGTON	8- 22- 0	0- 0- 0	2- 11- 0	3- 38- 0	6- 26- 1	11- 44- 0
@ ARIZONA	10- 20- 0	1- -1- 0	DNP	0- 0- 0	2- 1- 1	14- 45- 0
CALIFORNIA	INJURED	8- 8- 0	DNP	0- 0- 0	5- 16- 0	20-119- 1
@ WSU	INJURED	6-43-0	DNP	4- 19- 0	10- 20- 1	13- 48- 0
OSU	INJURED	9- 21- 0	2- 4- 0	2- 14- 1	7- 28- 1	12- 81- 1
OU	INJURED	9- 5- 0	DNP	1- 1- 0	2- 6- 0	12- 43- 0

PASSING GAME	Clemens C- A- I YDSTD
@HOU	30- 47- 0 348 2
MONT	24- 40- 0 275 2
FSU	28- 38- 0 322 4
USC	15- 30- 0 168 1
@STAN	22- 29- 1 393 3
@ASU	20- 39- 2 278 2
WASH	36- 48- 0 425 4
@ARIZ	10- 18- 1 187 1
CAL	INJURED
@WSU	INJURED
OSU	INJURED
OU	INJURED

PASSING GAME	Dixon C- A- I YDSTD
@HOU	0- 2- 1 0 0
MONT	1- 1- 0 39 1
FSU	DNP
USC	6- 7- 1 29 0
@STAN	7- 8- 0 63 0
@ASU	0- 0- 0 0 0
WASH	1- 2- 0 -1 0
@ARIZ	0- 0- 0 0 0
CAL	15- 26- 1 139 1
@WSU	16- 22- 0 197 1
OSU	12- 17- 0 204 3
OU	11- 19- 0 107 0

PASSING GAME	Leaf C- A- I YDSTD
@HOU	0- 0- 0 0 0
MONT	2- 5- 0 25 0
FSU	0- 0- 0 0 0
USC	0- 0- 0 0 0
@STAN	1- 2- 0 7 0
@ASU	0- 0- 0 0 0
WASH	0- 0- 0 0 0
@ARIZ	5- 10- 1 53 0
CAL	9- 13- 0 93 1
@WSU	12- 17- 1 99 1
OSU	5- 11- 0 54 0
OU	14- 24- 1 136 1

TEAM STATISTICS

GAME	SCORE	FIRST DOWNS	RUSHING TC-YDS-TD	PASSING C-A-I-YDS-TD	TOTAL OFFENSE TP-YDS-TD
Oregon	38	30	36 - 206 - 1	30 -49-1 -348 - 2	85 - 554 - 3
@ Houston	24	19	26 - 100 - 1	24 -43-2 -312 - 2	69 - 412 - 3
@ Oregon	47	21	38 - 87 - 0	27 -48-0 -339 - 3	86 - 426 - 3
Montana	14	7	30 - 31 - 0	16 -31-2 -113 - 2	61 - 144 - 2
@ Oregon	37	31	37 - 160 - 1	28 -39-0 -332 - 4	76 - 492 - 5
Fresno State	34	25	28 - 112 - 1	33 -43-1 -418 - 3	71 - 530 - 4
@ Oregon	13	16	29 - 65 - 0	21 -37-1 -197 - 1	66 - 262 - 1
USC	45	31	42 - 278 - 3	23 -39-1 -315 - 3	81 - 593 - 6
Oregon	44	25	35 - 132 - 3	30 -39-1 -463 - 3	74 - 595 - 6
@ Stanford	20	17	27 - 64 - 0	16 -29-2 -156 - 1	56 - 220 - 1
Oregon	31	23	47 - 234 - 1	20 -40-2 -278 - 2	87 - 512 - 3
@ Arizona State	17	21	25 - 53 - 0	31 -56-2 -277 - 2	81 - 330 - 2
@ Oregon	45	30	31 - 146 - 2	37 -50-0 -424 - 4	81 -570 - 6
Washington	21	15	35 - 121 - 1	15 -28-1 -117 - 2	63 -238 - 3
Oregon	28	10	15 - 240 - 1	15 -28-2 -240 - 1	60 - 307 - 2
@ Arizona	21	19	37 - 212 - 1	22 -41-2 -199 - 2	78 - 411 - 3
@ Oregon	27	19	37 - 143 - 1	24 -39-1 -232 - 2	76 - 375 - 3
California	20	14	39 - 213 - 2	10 -26-3 - 88 - 0	65 - 301 - 2
Oregon	34	23	37 - 148 - 2	28 -39-1 -296 - 2	76 - 444 - 4
@ WSU	31	25	37 - 172 - 1	22 -33-2 -283 - 3	70 - 455 - 4
@ Oregon	56	26	36 - 140 - 3	18 -30-0 -262 - 3	66 - 402 - 6
Oregon State	14	18	41 - 119 - 1	23 -44-4 -178 - 1	85 - 297 - 2



INDIVIDUAL

- Most carries** — 21, Terrence Whitehead at Arizona State (122 yards)
- Most yards rushing** — 122, Terrence Whitehead at Arizona State (21 attempts)
- Most TD runs** — 2, Jonathan Stewart at Stanford
- Longest run from scrimmage** — 43, Kellen Clemens at Houston
- Most pass attempts** — 48, Kellen Clemens vs. Washington (36 completions)
- Most pass completions** — 36, Kellen Clemens vs. Washington (48 attempts)
- Most yards passing** — 425, Kellen Clemens vs. Washington (36 completions, 48 attempts)
- Most TD passes** — 4, Kellen Clemens vs. Fresno State, Washington
- Longest Pass** — 68, Dennis Dixon at Washington State
- Most pass attempts without an interception** — 162, Kellen Clemens vs. Hou, Mont, FSU, USC, Stan.
- Most receptions** — 10, James Finley at Houston (95 yards)
- Most yards receiving** — 168, Demetrius Williams at Stanford (6 receptions)
- Most TD receptions** — 2, Demetrius Williams vs. Fresno State, Washington
- Longest reception** — 68, Jordan Kent at Washington State
- Most total offensive plays** — 59, Kellen Clemens at Houston (47 passing, 12 rushing)
- Most total offensive yards** — 447, Kellen Clemens vs. Washington (425 passing, 22 rushing)
- Most all-purpose yards** — 222, Terrence Whitehead at Arizona State (122 rushing, 100 receiving)
- Most field goals made** — 6, Paul Martinez vs. Montana (6 attempts - made 26, 40, 38, 37, 42, 20)
- Most field goals attempted** — 6, Paul Martinez at Houston (5 made), vs. Montana (6 made)
- Longest field goal** — 51, Paul Martinez at Houston; Matt Evensen at Arizona State
- Most punts** — 8, Matt Dragich vs. Oklahoma (361 yards, 45.1 avg., long of 56 yards)
- Best punting average** — 45.1, Matt Dragich vs. Oklahoma (8 punts, 361 yards)
- Longest punt** — 56, Matt Dragich at Washington State, vs. Oklahoma
- Most punt return yards** — 91, Justin Phinisee at Arizona
- Longest punt return** — 69, Justin Phinisee at Arizona
- Most kickoff return yards** — 152, Jonathan Stewart vs. Oregon State
- Longest kickoff return** — 97, Jonathan Stewart vs. Oregon State
- Most tackles** — 14, Anthony Trucks vs. Oklahoma
- Most sacks** — 3.0, Anthony Trucks at Arizona State
- Most Interceptions** — 2, Aaron Gipson vs. Oregon State
- Most interception yards** -- 86, Justin Phinisee at Stanford
- Longest interception return** — 86, Justin Phinisee at Stanford

TEAM

- Most rushing plays** — 47 at Arizona State (234 yards)
- Most yards rushing** — 234 at Arizona State (47 attempts)
- Best per carry average** — 5.7 at Houston (36 attempts, 206 yards)
- Most TDs rushing** — 3 at Stanford, vs. Oregon State
- Most pass attempts** — 50 vs. Washington (37 completions)
- Most pass completions** — 37 vs. Washington (50 attempts)
- Most yards passing** — 463 at Stanford (30 completions, 39 attempts)
- Best per attempt average** — 11.9 at Stanford (463 yards, 39 attempts)
- Most TDs passing** — 4 vs. Fresno State, Washington
- Most plays, total offense** — 87 at Arizona State (47 rushing, 40 passing)
- Most yards, total offense** — 595 at Stanford (132 rushing, 463 passing)
- Best per play average** — 8.0 at Stanford (595 yards)
- Most first downs** — 31 vs. Fresno State
- Fewest interceptions** — 0 against Montana, Fresno State, Washington, Oregon State
- Fewest fumbles** — 0 against Houston, Fresno State, California
- Fewest fumbles lost** — 0 against Houston, Fresno State, USC, California, Oregon State, Oklahoma
- Longest scoring drive (distance)** — 95 yards vs. Fresno State (7 plays, 2:13)
- Longest scoring drive (time)** — 5:26 at Washington State (11 plays, 72 yards)
- Shortest scoring drive (distance)** — -4 yards at Stanford (4 plays, 1:11)
- Shortest scoring drive (time)** — 0:06 at Arizona State (1 play, 1 yard)

DEFENSIVE BESTS (Opponents' Best)

- Fewest first downs** — 7, Montana (31, USC)
- Fewest yards rushing** — 31, Montana (278, USC)
- Fewest rush attempts** — 25, Arizona State (42, USC)
- Fewest pass attempts** — 26, California (56, Arizona State)
- Fewest passes completed** — 10, California (33, Fresno State)
- Fewest passing yards** — 88, California (418, Fresno State)
- Fewest yards total offense** — 144, Montana (593, USC)
- Fewest total plays** — 56, Stanford (85, Oregon State)
- Most fumbles forced** — 3, Arizona State, Arizona, California, Washington State (5, Arizona State)
- Most fumbles recovered** — 2, Arizona, (2, Fresno State, Washington, Washington State)



Jordan Kent



Justin Phinisee



Anthony Trucks

KELLEN CLEMENS

Pacific-10 Conference Honorable Mention
 Johnny Unitas Golden Arm Award finalist
 Honorable Mention All-America (Sports Illustrated)
 Wilford Gonyea Award (Team's most inspirational)
 Pacific-10 Conference Offensive Player of the Week
 (Houston)

PATRICK CHUNG

Pacific-10 Conference Honorable Mention
 Freshman All-America First Team
 (The Sporting News, Rivals.com)
 Freshman All-America Second Team
 (College Football News.com)
 Pacific-10 Conference Defensive Freshman of the Year
 (The Sporting News)
 Freshman All-Conference First Team
 (The Sporting News)
 Len Casanova Award (Team's top newcomer)

TIM DAY

Pacific-10 Conference Honorable Mention
 Bob Officer Award (Outstanding play despite physical adversity)
 Oregon Senior Academic & Attitude Award
 Pacific-10 Academic All-Conference Honorable Mention

DENNIS DIXON

Pacific-10 Academic All-Conference Honorable Mention

MATT EVENSEN

Pacific-10 Conference Special Teams Player of the Week
 (Arizona State)

JAMES FINLEY

Pacific-10 Conference Honorable Mention

AARON GIPSON

Pacific-10 Conference Second Team
 All-America Second Team
 (Walter Camp Football Foundation, Sports Illustrated)
 All-America Third Team
 (Associated Press)

BRENT HABERLY

Clarke Trophy (Team's most improved)

JORDAN KENT

Pacific-10 Academic All-Conference Honorable Mention

AARON KNOWLES

Pacific-10 Academic All-Conference Second Team

COLE LINEHAN

Pacific-10 Academic All-Conference Honorable Mention

DEVAN LONG

Pacific-10 Conference Honorable Mention
 Joe Schaffeld Trophy (Team's outstanding defensive lineman)

ENOKA LUCAS

Pacific-10 Conference Second-Team
 Ed Moshofsky Award (Team's outstanding offensive lineman)

PALAUNI MA SUN

Team's Most Pancake Blocks Award

PAUL MARTINEZ

Pacific-10 Conference Special Teams Player of the Week
 (Houston, Montana, Washington State)

HALOTI NGATA

Bronko Nagurski Trophy Finalist
 Outland Trophy Finalist
 All-America First Team
 (Football Writers Association of America, Walter Camp Football Foundation,
 Associated Press, Sports Illustrated, ESPN.com)
 Pacific-10 Conference Co-Defensive Player of the Year
 Morris Trophy (Pac-10's top defensive lineman)
 Pacific-10 Conference First Team
 Skeie's Award (Team's most outstanding player)
 Pacific-10 Conference Defensive Player of the Week
 (California)

J.D. NELSON

Pacific-10 Conference Second Team

JUSTIN PHINISEE

Pacific-10 Conference First Team
 Gordon E. Willson Award
 (Team's outstanding special teams player)

GEOFF SCHWARTZ

All-America First Team
 (The Jewish Sports Review)

JONATHAN STEWART

Freshman All-Conference First Team
 (The Sporting News)
 Pacific-10 Conference Special Teams Player of the Week
 (Oregon State)

A.J. TUI TELE

Pacific-10 Conference Defensive Player of the Week
 (Fresno State)

JASON TURNER

Pacific-10 Academic All-Conference Honorable Mention

ANTHONY TRUCKS

Pacific-10 Conference Second Team
 Pacific Life Holiday Bowl Defensive MVP
 Pacific-10 Conference Defensive Player of the Week
 (Arizona State)

MAX UNGER

Pacific-10 Conference Honorable Mention
 Freshman All-America First Team
 (College Football News.com, Rivals.com)
 Freshman All-America Second Team
 (The Sporting News)
 Freshman All-Conference First Team
 (The Sporting News)
 Ironman Award (Team's most playing time)
 Pacific-10 Academic All-Conference Honorable Mention

TERRENCE WHITEHEAD

Pacific-10 Conference Honorable Mention
 Duane Cargill Award (Player with most significant impact)
 ABC Chevrolet Player of the Game
 (California)

DEMETRIUS WILLIAMS

Pacific-10 Conference Second Team
 Biletnikoff Award finalist
 Duane Cargill Award (Player with most significant impact)
 ABC Chevrolet Player of the Game
 (USC)



OFFENSE


Game	Wide Receiver	Left Tackle	Left Guard	Right Center	Right Guard	Tackle
@HOU	D. Williams	Unger	Tschirgi	Lucas	Reynoso	Schwartz
MONT	D. Williams	Unger	Ma Sun	Lucas	Reynoso	Schwartz
FRES	D. Williams	Unger	Tschirgi	Lucas	Ma Sun	Schwartz
USC	D. Williams	Unger	Tschirgi	Lucas	Ma Sun	Schwartz
@STAN	D. Williams	Unger	Tschirgi	Lucas	Ma Sun	Schwartz
@ASU	D. Williams	Unger	Tschirgi	Lucas	Ma Sun	Schwartz
UW	D. Williams	Unger	Tschirgi	Lucas	Ma Sun	Schwartz
@ARIZ	D. Williams	Unger	Tschirgi	Lucas	Ma Sun	Schwartz
CAL	D. Williams	Unger	Tschirgi	Lucas	Ma Sun	Schwartz
@WSU	D. Williams	Unger	Tschirgi	Lucas	Ma Sun	Schwartz
OSU	D. Williams	Unger	Tschirgi	Lucas	Ma Sun	Schwartz
OU	D. Williams	Unger	Tschirgi	Lucas	Ma Sun	Schwartz

Game	Tight End	Quarterback	Tailback	H-Back / Wide Receiver	Wide Receiver
@HOU	Day	Clemens	Whitehead	Finley	Colvin
MONT	Day	Clemens	Stewart	Whitehead	Colvin
FRES	Day	Clemens	Whitehead	Finley	Colvin
USC	Day	Clemens	Whitehead	Finley	Colvin
@STAN	Day	Clemens	Whitehead	Finley	Colvin
@ASU	Weatherspoon	Clemens	Whitehead	Finley	Colvin
UW	Day	Clemens	Whitehead	Finley	Colvin
@ARIZ	Day	Clemens	Whitehead	Strong	Colvin
CAL	Day	Dixon	Whitehead	Finley	Colvin
@WSU	J. Williams	Dixon	Whitehead	Finley	Colvin
OSU	Day	Dixon	Whitehead	Finley	Colvin
OU	Day	Dixon	Whitehead	Finley	Colvin

DEFENSE

Game	Left End	Left Tackle	Right Tackle	Right End	Will Linebacker	Middle Linebacker
@HOU	Long	Ngata	Toeaina	Sanders	Tuitele	Haberly
MONT	Sanders	Ngata	Toeaina	Filipe	Tuitele	Haberly
FRES	Sanders	Ngata	Linehan	Toeaina	Tuitele	Haberly
USC	Long	Ngata	Linehan	Toeaina	Tuitele	Haberly
@STAN	Long	Ngata	Toeaina	Filipe	Haberly	Phillips
@ASU	Long	Ngata	Toeaina	Filipe	Haberly	Phillips
UW	Long	Ngata	Toeaina	Filipe	Haberly	Phillips
@ARIZ	Long	Ngata	Toeaina	Filipe	Haberly	Phillips
CAL	Long	Ngata	Toeaina	Sanders	Haberly	Phillips
@WSU	Long	Ngata	Toeaina	Sanders	Haberly	Phillips
OSU	Long	Ngata	Toeaina	Sanders	Haberly	Phillips
OU	Long	Ngata	Toeaina	Sanders	Haberly	Phillips

Game	Strong Safety	Left Cornerback	Rover	Free Safety	Right Cornerback
@HOU	Trucks	Gipson	Chung	Nelson	Phinisee
MONT	Trucks	Gipson	Chung	Nelson	Phinisee
FRES	Trucks	Gipson	Chung	Nelson	Phinisee
USC	Agyeman	Gipson	Chung	Nelson	Phinisee
@STAN	Trucks	Gipson	Chung	Nelson	Phinisee
@ASU	Trucks	Bates	Chung	Nelson	Phinisee
UW	Trucks	Bates	Chung	Nelson	Phinisee
@ARIZ	Trucks	Gipson	Chung	Nelson	Phinisee
CAL	Trucks	Gipson	Chung	Nelson	Phinisee
@WSU	Trucks	Gipson	Chung	Nelson	Phinisee
OSU	Trucks	Gipson	Chung	Nelson	Phinisee
OU	Trucks	Gipson	Chung	Nelson	Phinisee



GAME #1 • SEPT. 1

OREGON 38
HOUSTON 24

Houston, Texas (19,981)
Reliant Stadium
88 degrees, sunny

HOUSTON— Concerns regarding a second consecutive season-opening upset faded in the second half as the Oregon defense allowed only three points in the final three quarters in a 38-24 win. Senior quarterback Kellen Clemens accounted for 420 yards of total offense to rally Oregon from a 14-6 first-quarter deficit

as it posted its 11th season-opening win in 13 years. In his first game as the starting placekicker, converted punter Paul Martinez tied a school record with five field goals, including a 51-yarder, to cut the margin to 21-17 at the half. The Houston offense clicked early with 21 first quarter points, including a pair of +60-yard scoring strikes, but the Oregon spread offense gained traction in the second half and eventually went on a 24-0 run en route to accumulating 554 total yards. By the second quarter, the Ducks' defenders also gained a foothold as they kept the Cougars out of the end zone for the rest of the night while allowing the home team only 197 yards in the final two quarters. Senior receiver Demetrius Williams eclipsed 100 receiving yards for the eighth time in his career and third straight in a season opener, while junior newcomer James Finley set a school record for most catches (10) in an Oregon debut. The Houston defense focused on stopping running back Terrence Whitehead who ended with only 31 yards on eight carries, although the ground game rallied with 146 second-half rushing yards to help put the game away. Linebacker Anthony Trucks paced Duck defenders with 11 tackles, while Aaron Gipson and Rodney Woods each added interceptions. Two days later, both Clemens and Martinez were honored as the Pac-10 Offensive and Special Teams Players of the Week.

Oregon	14	3	14	7	—	38
Houston	21	0	0	3	—	24


- ORE — Paul Martinez 22 field goal, 9:42, 1st
- HOU — Anthony Evans 6 run, 8:05, 1st
- ORE — Martinez 39 field goal, 3:46, 1st
- HOU — Donnie Avery 70 pass from Kevin Kolb (Ben Bell kick), 3:31, 1st
- ORE — D. Williams 3 pass from K. Clemens (G. Strong pass from Clemens), 00:35, 1st
- HOU — Anthony Alridge 62 pass from Kolb (Bell kick), 00:00, 1st
- ORE — Martinez 51 yd field goal, 11:41, 2nd
- ORE — Martinez 29 yd field goal, 12:55, 3rd
- ORE — Dennis Dixon 1 yd run, (Terrence Whitehead rush), 7:22, 3rd
- ORE — Martinez 24 yd field goal, 2:07, 3rd
- ORE — D. Rosario 14 yd pass from Clemens (Martinez kick), 13:16, 4th
- HOU — T.J. Lawrence 43 yd field goal, 00:03, 4th

	ORE	HOU
First Downs	30	19
Rushes-Yards	36-206	26-100
Passes	30-49-1	24-43-2
Passing Yards	348	312
Total Offense	554	412
Punting	3-35.7	6-34.3
Fumbles-Lost	0-0	0-0
Penalties-Yards	12-105	12-106
Time of Possession	33:14	26:46

RUSHING: (ORE) Clemens 12-72, Stewart 5-47, Whitehead, 8-31, Jackson 3-26, Dixon 4-23, Williams 1-4, Colvin 3-3. (HOU) Battle 6-32, Marshall 2-31, Kolb 7-15, Evans 3-10, Alridge 1-8, Gilbert 4-8, Taylor 2-0, Briles 1-(minus 4).

PASSING: (ORE) Clemens 30-47-348-0, Dixon, 0-2--0-1. (HOU) Kolb 24-43-312-2.

RECEIVING: (ORE) Finley 10-95, Williams 9-133, Colvin 4-55, Rosario 2-28, Strong 2-19, Whitehead 2-11, Day 1-7. (HOU) Gilbert 5-30, Marshall 5-17, Avery 4-100, Alridge 3-103, Briles 3-19, McDaniel 2-12, McGilvray 1-16, Bassler, 1-15



GAME #2 • SEPT. 10

MONTANA 14
OREGON 47

Eugene, Ore. (58,169)
Autzen Stadium
61 degrees, cloudy

EUGENE—Placekicker Paul Martinez tied Pac-10 and NCAA records with six field goals -- five in the first half -- to help provide head coach Mike Bellotti with his 82nd Oregon win and a place alongside Len Casanova as the Ducks' second-winning football coach in school history. The team's new-look passing game continued

to confound defenses as nine different receivers caught passes. However, only 87 of UO's 426 total yards came on the ground, and starting tailback Terrence Whitehead ended with only 36 yards on 18 carries. Freshman Jonathan Stewart opened the home season with an 83-yard touchdown return on the opening kickoff -- Oregon's first since Kenny Washington pulled the feat vs. UCLA in 2003. Martinez hit field goals of 26 and 40 yards on the next two possessions to make it 12-0, before the Grizzlies briefly interrupted the Duck momentum in the second quarter. First, they stopped Whitehead on a 4th-and-1 at the Montana 4, then on the next Oregon drive recovered a fumble on a botched backfield pass by Clemens. On the next play, Montana quarterback Jason Washington hit receiver Jon Talmage for a 23-yard TD score. From then on it was all Oregon as it scored 35 straight points. Defensively, Oregon limited Montana to the fewest first downs by an opponent (7) in 16 years as well as 144 total yards. Linebacker Anthony Trucks paced the unit with nine tackles and one break-up, while Aaron Gipson and Rodney Woods added interceptions in the second and fourth quarters that led to a field goal and touchdown, respectively. Martinez's six field goals gave him 11 total after two games -- two more than all of 2004 for Duck kickers -- as he was award conference Special Teams Player-of-the-Week honors for the second consecutive game.

Montana	0	7	0	7	—	14
Oregon	12	15	8	12	—	47


- ORE — J. Stewart, 83 kickoff return (Paul Martinez kick), 14:47, 1st
- ORE — Martinez, 26 field goal, 10:30, 1st
- ORE — Martinez 40 field goal, 5:55, 1st
- UM — Jon Talmage, 33 pass from J. Washington (D. Carpenter kick), 12:56, 2nd
- ORE — D. Williams 17 pass from K.n Clemens (Martinez kick blocked), 11:09, 2nd
- ORE — Martinez 38 field goal, 9:29, 2nd
- ORE — Martinez 37 field goal, 4:53, 2nd
- ORE — Martinez 42 field goal, 00:00, 2nd
- ORE — C. Colvin, 4 pass from Clemens (Geoff Schwartz, pass), 1:21, 3rd
- ORE — Haloti Ngata safety, 14:54, 4th
- ORE — Martinez 20 field goal, 10:33, 4th
- ORE — K. Weatherspoon, 39 pass from D. Dixon (M.Evensen, kick), 9:12, 4th
- UM — R. Schulte, 5 pass from C. Bergquist (Carpenter kick), 3:42, 4th

	UM	ORE
First Downs	7	21
Rushes-Yards	30-31	38-87
Passes	16-31-2	27-48-0
Passing Yards	113	339
Total Offense	144	426
Punting	8-32.4	2-39.5
Fumbles-Lost	1-1	3-2
Penalties-Yards	9-80	6-49
Time of Possession	30:38	29:22

RUSHING: (UM) Schulte 1-15, Hilliard 13-15, Bergquist 1-9, Waller 7-7, Green 1-2, Troxel 1-(minus 2), Washington 5-(minus 6), TEAM 1-(minus 9). (ORE) Whitehead 18-36, Dixon 5-16, Weatherspoon 1-13, Jackson 5-12, Clemens 5-7, Stewart 2-6, Brown 1-1, Leaf 1-(minus 4).

PASSING: (UM) Washington 10-23-85-2, Bergquist 6-7-28-0, Hilliard 0-1-0-0. (ORE) Clemens 24-40-275-0, Leaf 2-5-25-0, Dixon 1-1-39-0, Dragich 0-1-0-0.

RECEIVING: (UM) Talmage 3-50, Bagley 3-26, Waller 3-4, Hilliard 2-8, Schulte 2-8, Allen 1-9, Troxel 1-5, Ferriter 1-3. (ORE) Williams 5-93, Weatherspoon 3-49, Finley 3-37, Rosario 3-27, Day 3-26, Whitehead 2-25, Jackson 2-12, Kent, 1-41, Larson 1-13, Kause 1-12, Stewart 1-5, Colvin 1-4, Williams 1-(minus 5).



GAME #3 • SEPT. 17

FRESNO STATE 34
OREGON 37

Eugene, Ore. (58,201)
Autzen Stadium
69 degrees, cloudy

EUGENE—The Ducks finished their non-conference slate unbeaten with a 37-34 victory at home to snap No. 23 Fresno State's seven-game winning streak. The win also ended the Bulldogs' run of three straight wins over Pac-10 foes. Senior tailback Terrence Whitehead enjoyed a

memorable day and scored the deciding touchdown with 4:16 left when he turned a routine backfield catch into a 42-yard touchdown run that provided Oregon with a 37-27 lead. However, Fresno State rallied under senior quarterback Paul Pinegar who narrowed the deficit to 37-34 with 1:50 left on a 14-yard touchdown pass to Matt Rivera. In the first quarter, the Bulldogs jumped out to a 17-0 lead, thanks to 200 yards total offense on their opening three drives, but the Ducks turned to their no-huddle offense and answered with three straight touchdowns to grab a 20-17 lead at the half. Whitehead ended with 156 total yards, including 96 yards on 20 carries and five catches for 60 yards, and two key scores. The senior running back keyed the team in the third quarter with 50 rushing yards when Fresno State added extra defensive backs to try and slow quarterback Kellen Clemens, who still passed for 332 yards and four touchdowns. UO senior cornerback Aaron Gipson pulled in the game's lone interception in the second quarter and returned it to the Oregon 41-yard line to set up the Ducks' third touchdown of the game. Free safety J.D. Nelson and linebacker A.J. Tuitele paced the UO defense in tackles (11), and Tuitele also had a tackle for loss to later claim Pac-10 Defensive Player-of-the-Week accolades. The win was Oregon's fourth straight over Fresno State, which often was its own worst enemy with 16 penalties for 155 yards.

Fresno State	10	7	10	7	—	34
Oregon	0	20	10	7	—	37


- FS — Clint Stitser, 27 field goal, 12:09, 1st
- FS — Wendell Mathis, 3 run, 4:25, 1st
- FS — Mathis 20 pass from Paul Pinegar, (Stitser kick), 12:33, 2nd
- ORE — D. Williams, 23 pass from K. Clemens, (P. Martinez, kick failed), 10:38, 2nd
- ORE — C. Colvin 46 pass from Clemens (Martinez kick), 6:42, 2nd
- ORE — Williams, 12 pass from Clemens (Martinez kick), 3:45, 2nd
- FS — Stitser 27 field goal, 11:35, 3rd
- ORE — Terrence Whitehead, 20 run (Martinez kick), 8:18, 3rd
- ORE — Martinez 45 field goal, 4:11, 3rd
- FS — Paul Williams, 36 pass from Pinegar (Stitser kick), 00:17, 3rd
- ORE — Whitehead 42 pass from Clemens (Martinez kick), 4:16, 4th
- FS — Matt Rivera, 14 pass from Pinegar (Stitser kick), 1:50, 4th

	FS	ORE
First Downs	25	31
Rushes-Yards	28-112	37-160
Passes	33-43-1	28-39-0
Passing Yards	418	332
Total Offense	530	492
Punting	5-31.2	5-29.6
Fumbles-Lost	0-0	0-0
Penalties-Yards	16-155	6-60
Time of Possession	32:16	27:44

RUSHING: (FS) Mathis 18-70, Pinegar 7-40, Sumlin 2-1. (ORE) Whitehead 20-96, Clemens 13-58, Jackson 2-7, D. Williams 1-1, TEAM 1-(minus-2).

PASSING: (FS) Pinegar 33-43-418-1 (ORE) Clemens 28-38-332-0, Strong 0-1-0-0.

RECEIVING: (FS) Rivera 6-44, Williams 5-122, Mathis 5-35, Jamison 4-67, Jennings 4-16, Fernandez 3-38, McDonald 2-38, Fairman 1-24, Smith 1-16, Pascoe 1-12, Vercher 1-6. (ORE) Williams, D. 8-95, Colvin 3-55, Day 3-33, Finley 3-24, Weatherspoon 2-28, Rosario 2-14, Strong 1-17, Keeling 1-6.



GAME #4 • SEPT. 24

USC 45
OREGON 13

Eugene, Ore. (59,121)
Autzen Stadium
70 degrees, clear

EUGENE—Returning national champion USC spotted the Ducks a 13-0 first-quarter lead before reeling off 45 unanswered points and scoring on seven straight possessions in front of an ABC TV audience. Senior quarterback Matt Leinart led the No.1-ranked Trojans with

three touchdowns as USC notched its 25th straight victory – a school and Pac-10 record – but only the second over Oregon in its last six meetings. Leinart entered the game completing 75 percent of his passes, but didn't even connect on half of his attempts (12 of 25) in the first half. The 24th-ranked Ducks held onto a 13-10 advantage at intermission -- much to the delight of a then-record home crowd of 59,121 -- before the returning Heisman Trophy winning quarterback capped each of his team's trio of third-quarter drives in the end zone. Dwayne Jarrett caught scoring passes of 11 and 6 yards in the decisive period, with the USC offense consuming over 10 minutes of the third quarter, while running backs Reggie Bush and LenDale White each rushed for over 100 yards in their first of four such occasions during the '05 season. After the game, both teams ruminated over self-inflicted mistakes. The Ducks had touchdowns nullified due to penalties in the first and fourth quarters in addition to missing a 37-yard field goal to conclude their third drive of the game, while the Trojans were whistled for nine first-half penalties for 78 yards and turned the football over twice in the first 30 minutes.

USC	0	10	21	14	—	45
Oregon	10	3	0	0	—	13

- ORE — Paul Martinez, 37 field goal, 12:07, 1st
- ORE — D. Williams, 36 pass from K. Clemens, (Martinez kick), 8:24, 1st
- ORE — Martinez 48 field goal, 9:00, 2nd
- USC — R. Bush, 19 pass from M. Leinart, (M. Danelo, kick), 5:08, 2nd
- USC — Danelo 36 field goal 00:07, 2nd
- USC — Dwayne Jarrett, 11 pass from Leinart (Danelo kick), 13:14, 3rd
- USC — LenDale White, 1 run (Danelo kick), 7:03, 3rd
- USC — Jarrett 6 pass from Leinart (Danelo kick), 00:10, 3rd
- USC — Bush 11 run (Danelo kick), 8:12, 4th
- USC — White 2 run (Danelo kick), 4:01, 4th

	USC	ORE
First Downs	31	16
Rushes-Yards	42-278	29-65
Passes	23-39-1	21-37-1
Passing Yards	315	197
Total Offense	593	262
Punting	2-41.5	6-40.5
Fumbles-Lost	2-1	1-0
Penalties-Yards	11-86	7-68
Possession Time	32:40	27:20

RUSHING: (USC) Bush 20-122, White 15-111, Reed 4-32, Leinart 3-13. (ORE) Dixon 5-21, Jackson 2-18, Mittasch 2-17, Whitehead 7-14, Clemens 9-5, Finley 2-(minus 2), Team 1-(minus 2), Colvin 1-(minus 6).

PASSING: (USC) Leinart 23-39-315-1. (ORE) Clemens 15-30-168-0, Dixon 6-7-29-1.

RECEIVING: (USC) Jarrett 8-94, Smith 6-93, Bush 3-43, Byrd 3-32, Kirtman 1-21, McFoy 1-16, Hancock 1-16. (ORE) D. Williams 5-83, Finley 4-45, Whitehead 4-18, Strong 2-24, Jackson 2-(minus 1), Rosario 1-11, Day 1-10, Colvin 1-6, Weatherspoon 1-1.



GAME #5 • OCT. 1

OREGON 44
STANFORD 20

Stanford, Calif. (27,690)
Stanford Stadium
71 degrees, partly cloudy

STANFORD, Calif.—Oregon head coach Mike Bellotti enjoyed his 50th Pac-10 win behind the aerial exploits of Kellen Clemens who racked up his second-best single-game statistical outing and three touchdowns in less than three quarters of work. However, the senior quarterback's

string of 162 straight passes without an interception (second-longest in school history) was snapped in the first quarter by a Michael Okwo pick. The Ducks' ground game survived without an injured Terrence Whitehead, who had posted 100-yard rushing days vs. the Cardinal in his three prior outings. But Oregon received a hat trick of scores from back-up freshman running back Jonathan Stewart, who enjoyed a pair of 1-yard scoring runs and an 11-yard catch. Receiver Demetrius Williams became Oregon's all-time leader in 100-yard receiving games (9), thanks to his 168 yards on six catches. Stanford limped into the game after 20-17 loss to UC Davis two weeks before, but stepped up early and held the Duck offense on a 4th-and-1 on their first drive of the game at the Cardinal 20, then forced Clemens' lone interception on the next series. However, Oregon scored three straight touchdowns in the second quarter to take a 21-10 lead. In the second half, Stanford was held to 15 yards of total offense and advanced into UO territory only once in eight drives that ended with three turnovers and five punts. Late in the fourth quarter, Duck cornerback Justin Phinisee returned an interception 86 yards to the Stanford 10-yard line - Oregon's seventh-longest return ever. The defense also celebrated a blocked field goal by Haloti Ngata in the second quarter and benefitted from five quarterback sacks, including a pair by Devan Long.

Oregon	7	14	17	6	—	44
Stanford	10	3	0	7	—	20

- STAN — Michael Sgroi, 42 field goal, 4:48, 1st
- ORE — J. Stewart, 11 pass from K. Clemens (P. Martinez, kick), 2:08, 1st
- STAN — Mark Bradford, 2 pass from Trent Edwards, (Sgroi kick), 00:04, 1st
- ORE — D. Rosario 18 pass from K. Clemens, (Martinez kick), 13:23, 2nd
- ORE — J. Williams, 19 pass from Clemens (Martinez kick), 4:41, 2nd
- STAN — Sgroi, 31 field goal, 00:06, 3rd
- ORE — Stewart 1 run, (Martinez kick), 8:25, 3rd
- ORE — Stewart 1 run (Martinez kick), 4:48, 3rd
- ORE — Martinez 44 field goal, 3:29, 3rd
- ORE — Jeremiah Johnson, 5 run (Martinez kick), 8:45, 4th
- STAN — Jon Alston, 10 yd blocked punt return (Sgroi kick), 3:56, 4th

	ORE	STAN
First Downs	25	17
Rushes-Yards	35-132	27-64
Passes	30-31-1	16-29-2
Passing Yards	453	156
Total Offense	595	220
Passes	30-39-1	16-29-2
Punting	1-(minus 22)	6-37.3
Fumbles-Lost	1-1	1-1
Penalties-Yards	16-170	8-64
Time of Possession	31:01	28:59

RUSHING: (ORE) J. Johnson 11-63, Jackson 11-29, D. Williams 2-21, Stewart 5-9, Paysinger 1-8, Dixon 1-5, Leaf 1-0, Clemens 3-(minus 3). (STAN) Evans 12-62, Kimble 7-23, Frank 1-2, Ostrander 1-(minus 9), Edwards 6-(minus 14).

PASSING: (ORE) Clemens 22-29-393-1, Dixon 7-8-53-0, Leaf 1-2-7-0. (STAN) Edwards 16-28-156-2, Ostrander 0-1-0-0.

RECEIVING: (ORE) D. Williams 6-168, Finley 4-63, J. Williams 3-57, Day 3-21, Stewart 3-20, Colvin 2-48, Rosario 2-34, Jackson 2-23, Paysinger 2-14, Strong 2-8, Weatherspoon 1-7. (STAN) Bradford 7-110, Traverson 2-13, Frank 2-11, Evans 2-7, Kimble 2-5, Crochet 1-10.



GAME #6 • OCT. 8

OREGON 31
ARIZONA STATE 17

Tempe, Ariz. (62,789)
Sun Devil Stadium
88 degrees, clear

TEMPE, Ariz.—No. 25 Oregon spotted 17th-ranked Arizona State a 10-0 first-quarter lead before rallying for 24 straight points of its own to snap a three-game losing streak to the Sun Devils. ASU enjoyed the early momentum, scoring first and then intercepting Duck quarterback Kellen Clemens on the next drive as Jamar

Williams' return to the Oregon eight-yard line led to an eventual field goal. However, back-up kicker Matt Evensen, subbing for an injured Paul Martinez, helped the Ducks claw their way back into the game with his first three career field goals, including a 51-yard conversion as the second quarter ended. Evensen also connected on a 42-yarder in the third quarter that helped net Pac-10 Special Teams Player-of-the-Week honors. Running back Terrence Whitehead became the second player in school history to rush and receive for 100 yards in the same game (the first since Bobby Moore in 1970) as he scored a pair of touchdowns for the second of three times in 2005. Overall, the Duck rushing attack outgained the Sun Devils by a 234-53 margin to secure the team's first win at Tempe since 2000, and first road win over a top-25 team since a 21-20 win at UCLA in 2001. The UO defense came up with four sacks and a pair of interceptions, and allowed only one score the final three quarters against a team that had averaged 44 points vs. Oregon in their three prior meetings. Linebacker Anthony Trucks earned Pac-10 Defensive Player of the Week honors for his 11 tackles, four tackles for loss, two forced fumbles and three sacks. Special teamer Nick Reed added a blocked punt in the third quarter that was recovered on the ASU 1-yard line and led to a Whitehead short TD plunge. The Sun Devils immediately responded with a six-play, 69-yard drive in 1:25 to cut their deficit to 24-17 with 6:08 left in the third quarter. The teams later traded interceptions by ASU's Zach Cantanese and Justin Phinisee, with the latter returning it 51 yards to the Sun Devils' 33. Even though the ensuing Duck drive halted at the Sun Devil 1-yard line, Oregon capitalized on the following series on a 34-yard pass from Clemens to Demetrius Williams for its final score.

Oregon	0	13	11	7	—	31
Arizona State	10	0	7	0	—	17


- ASU — D. Hagan, 20 pass from S. Keller, (J. Ainsworth, kick), 07:41, 1st
- ASU — Ainsworth 34 field goal, 05:29, 1st
- ORE — Matt Evensen, 42 field goal, 11:52, 2nd
- ORE — T. Whitehead, 6 pass from K. Clemens, (Evensen kick), 9:32, 2nd
- ORE — Evensen 51 field goal, 00:00, 2nd
- ORE — Evensen 42 field goal, 11:48, 3rd
- ORE — Whitehead 1 run (James Finley, pass from Clemens), 7:33, 3rd
- ASU — Zach Miller, 1 pass from Keller (Ainsworth kick), 6:08, 3rd
- ORE — D. Williams, 34 pass from Clemens (Evensen kick), 11:27, 4th

	ORE	ASU
First Downs	23	21
Rushes-Yards	47-234	25-53
Passes	20-40-2	31-56-2
Passing Yards	278	277
Total Offense	512	330
Punting	3-37.7	8-41.2
Fumbles-Lost	5-1	3-0
Penalties-Yards	6-71	7-56
Time of Possession	30:51	29:09

RUSHING: (ORE) Whitehead 21-122, Clemens 9-47, Stewart 9-29, D. Williams 1-22, Johnson 3-12, Colvin 1-3, Dixon 1-2, TEAM 2-(minus 3). (ASU) Herring 10-25, Burgess 7-25, Richardson 2-10, Keller 6-(minus 13), **Berg 0-6.**

PASSING: (ORE) Clemens 20-39-278-2, Whitehead 0-1-0-0. (ASU) Keller 31-56-277-2.

RECEIVING: (ORE) Whitehead 9-100, D. Williams 3-108, Weatherspoon 2-23, Finley 2-19, Paysinger 2-16, Rosario 1-8, Keeling 1-4. (ASU) Burgess 11-52, Z. Miller 7-71, Hagan 4-46, Lewis 3-58, Richardson 3-24, Mutz 1-11, M. Miller 1-8, Burghgraef 1-7.



GAME #7 • OCT. 15

WASHINGTON 21
OREGON 45

Eugene, Ore. (58,269)
Autzen Stadium
59 degrees, cloudy

EUGENE—In only three quarters of duty, quarterback Kellen Clemens threw for four touchdowns as No. 20 Oregon beat Washington, 45-21, for its second straight win over its Northwest rival. Clemens completed an Autzen Stadium record 36 passes -- breaking the former mark (33) shared by Fresno State's Paul Pinegar and

BYU's Ty Detmer. Clemens connected with 12 different receivers and his 425 passing yards stood as the 10th highest total in UO history and only 12 yards shy of his all-time best that came at Washington State in 2004. The Ducks fumbled on their first two plays of the game, while the Huskies jumped out to an early lead on Stanback's 26-yard scoring pass to receiver Anthony Russo. However, the remaining 57 minutes of play showed the Ducks continuing to gain confidence as it staked 38 straight points on the board with a third consecutive effort of over 500 yards of total offense. The third score in that string, an 11-yard pass to Terrence Whitehead, gave Clemens his 60th career touchdown pass and moved him into third all time on Oregon's career list ahead of Joey Harrington. On defense, Oregon limited Washington to 79 yards total offense in the first half, with Washington native Devan Long and linebacker Anthony Trucks coming away with 2 1/2 and 1 1/2 sacks, respectively. Freshman rover Patrick Chung added his first career interception and became the sixth different player to record a pick in the first seven games of the season. At halftime, Oregon's 40th straight sellout crowd celebrated the induction of the 1995 Rose Bowl team into the school Athletic Hall of Fame in front of a humbled Washington program that suffered its 11th consecutive loss against a Pac-10 Conference opponent.

Washington	7	0	0	14	—	21
Oregon	14	7	17	7	—	45


- UW — A. Russo, 26 pass from Isaiah Stanback, (E. Knudson, kick), 12:08, 1st
- ORE — D. Williams, 1 pass from K. Clemens (M. Evensen, kick), 9:24, 1st
- ORE — Jaison Williams, 8 pass from Clemens (Evensen kick), 00:23, 1st
- ORE — D. Williams 30 pass from Clemens (Evensen kick), 8:27, 2nd
- ORE — T. Whitehead 11 pass from Clemens (Evensen kick), 11:59, 3rd
- ORE — Evensen 30 field goal, 8:45, 3rd
- ORE — Jonathan Stewart, 17 run (Evenson kick), 5:00, 3rd
- UW — Robert Lewis, 5 pass from Stanback (Knudson kick), 10:08, 4th
- UW — Ty Ericks, 1 run (Knudson kick), 4:50, 4th
- ORE — Brian Paysinger, 5 run (Evensen kick), 1:16, 4th

	UW	ORE
First Downs	15	30
Rushes-Yards	35-121	31-146
Passes	15-28-1	37-50-0
Passing Yards	117	424
Total Offense	238	570
Punting	7-44.9	2-40.0
Fumbles-Lost	0-0	2-2
Penalties-Yards	7-60	10-82
Time of Possession	29:37	30:23

RUSHING: (UW) Rankin 20-72, Stanback 11-44, James 3-4, Eriks 1-1. (ORE) Whitehead 11-44, Johnson 3-38, Stewart 6-26, Clemens 8-22, Jackson 2-11, Paysinger 1-5.

PASSING: (UW) Stanback 13-26-111-1, Durocher 2-2-6-0. (ORE) Clemens 36-48-425-0, Dixon 1-2-(minus 1)-0.

RECEIVING: (UW) Shackelford 6-39, Russo 3-50, Lewis 2-15, Chambers 1-7, Rankin 1-5, Sims 1-1, Eriks 1-0. (ORE) Finley 7-67, Whitehead 7-59, D. Williams 5-92, J. Williams 5-55, Colvin, 4-63, Day 2-27, Paysinger 1-22, Stewart 1-12, Rosario 1-10, Strong 1-8, Kent 1-5, Johnson 1-5, Jackson 1-(minus 1).



GAME #8 • OCT. 22

OREGON 28
ARIZONA 21

Tucson, Ariz. (48, 052)
Arizona Stadium
85 degrees, clear

TUCSON, Ariz — Linebacker Brent Haberly scooped up a loose football and rumbled 34 yards the help 15th-ranked Oregon to its seventh consecutive win over the Wildcats. The Ducks survived a scare in the desert but lost its top two quarterbacks on consecutive possessions. Starting signal-caller Kellen Clemens suffered a broken ankle in the third quarter and was lost for the season after

entering the game ranked fourth in the country in total offense (346.7 avg.). In his absence, the Oregon defense came to the rescue as Haberly recovered a Mike Bell fumble in the fourth quarter and returned it for a touchdown with 12:14 remaining in the game. Clemens had staked the Ducks to a 21-0 first-quarter lead thanks to a trio of big plays, including a 57-yard strike from Clemens to Demetrius Williams. UO almost scored twice more in the first quarter, but Matt Evensen missed a 40-yard field goal attempt, and Clemens was intercepted on the Arizona one-yard line by free safety Darrell Brooks. The Wildcats found new life in the second quarter when freshman quarterback Willie Tuitama replaced starter Richard Kovalcheck and directed Arizona to two touchdowns before the half, including a 50-yard scamper by running back Mike Bell with 4:52 before the intermission. Momentum continued to shift the home team's way in the third quarter as the Ducks first missed another 41-yard field goal before UA drew even, 21-21, on its next drive. Following injuries to Clemens and back-up Dennis Dixon, Oregon turned to Brady Leaf at quarterback. Despite his modest passing numbers, the sophomore signal-caller the manage to eat up almost eight minutes of the remaining 12:14 following the Ducks' last score. After Haberly's fumble return the next drive, the Oregon offense was still unable to put the game away, as Leaf was intercepted with 9:48 remaining by Antoine Cason who returned the ball 27 yards to the Duck 33. However, an offensive interference call on the next play by B.J. Dennard on UO's Jackie Bates forced them back to the Oregon 47-yard line, and the Ducks recovered on downs four plays later. Arizona's next drive was quashed by a Anthony Trucks-forced fumble after a 20-yard scamper by running back Mike Bell with 4:43 remaining at the Oregon 40-yard line. Leaf helped keep the Ducks' final 4-minute, 43-second drive alive with key third-down completions to Demetrius Williams (10 yards) and Terrence Whitehead (17 yards).

Oregon	21	0	0	7	—	28
Arizona	0	14	7	0	—	21

- ORE — C. Colvin, 54 pass from K. Clemens, (M. Evensen, kick), 10:24, 1st
- ORE — Justin Phinisee, 69 punt return (Evensen kick), 2:46, 1st
- ORE — Jonathan Stewart, 4 run (Evensen kick), 2nd, 00:54
- ARIZ — T. Bell, 12 pass from W. Tuitama, (Nick Folk, kick), 12:31, 2nd
- ARIZ — Mike Bell, 50 run (Folk kick), 4:52, 2nd
- ARIZ — Mike Thomas, 17 pass from Tuitama (Folk kick), 8:11, 3rd
- ORE — Brent Haberly, 34 fumble recovery (Evensen kick), 12:14, 4th


	ORE	ARIZ
First Downs	10	19
Rushes-Yards	32-67	37-212
Passes	15-28-2	22-41-2
Passing Yards	240	199
Total Offense	307	411
Punting	4-37.5	7-31.3
Fumbles-Lost	2-1	3-2
Penalties-Yards	9-68	9-61
Time of Possession	26:42	33:18

RUSHING: (ORE) Whitehead 14-45, Clemens 10-20, Williams, 2-6, Stewart 2-1, Dixon 1-(minus 1); TEAM 3-(minus 4). (ARIZ) M. Bell 20-158, Baugher 1-39, Harris 9-33, Tuitama 7-(minus 18).

PASSING: (ORE) Clemens 10-18-1-187, Leaf 5-10-1-53. (ARIZ) Tuitama 18-34-1-182, Kovalcheck, R. 4-7-1-17.

RECEIVING: (ORE) Williams 5-123, Strong 4-23, Whitehead 3-25, Colvin 2-62, Kause 1-7. (ARIZ) Thomas 8-66, Johnson 3-37, T. Bell 2-28, Dennard 2-20, Harris 2-13, Bell 2-2, Kilpatrick 1-16, Steptoe 1-11, Lopez 1-6.





GAME #9 - NOV. 5

CALIFORNIA 20
OREGON 27

Eugene, Ore. (58,309)
Autzen Stadium
40 degrees, rainy

EUGENE—In the Ducks' first overtime game since 2000, quarterback Brady Leaf came off the bench to find wide receiver James Finley in the middle of the end zone in the extra stanza as No. 15 Oregon handed No. 23 California its seventh straight setback in Eugene. Playing their first full game since losing quarterback

Kellen Clemens for the season, Dennis Dixon played the entire first half in his starting debut before rotating with Leaf in the second half. Dixon capped his second drive of the day with a 23-yard scoring pass to Demetrius Williams and led the offense to a pair of field goals to provide Oregon with a 13-10 advantage early in the second half. One play following a California fumble led to a 18-yard Terrence Whitehead scoring run to give the Ducks a 20-10 cushion with 10:48 remaining in the third quarter. But a 45-yard field goal and a 52-yard Marshawn Lynch run found the score tied for the third time on the day, 20-20, with 49 seconds remaining in the third quarter. The Bears had a chance to win in regulation, but kicker Tom Schneider missed a rushed, 53-yard field goal attempt at the end of regulation. California had started the drive on their own 13-yard line with 2:00 remaining and quickly marched to the Oregon 33, but the Duck defense forced them backwards 11 yards on the next two plays. That same defense came up big again in the overtime when it limited Cal to two yards in its four plays from the 25-yard line. The Golden Bears' passing attack was held to 88 yards - 128 yards below their average (215.6) as backup quarterback Joe Ayoob was also intercepted three times. The Oregon defense added nine tackles for loss, two sacks and one fumble recovery, with junior tackle Haloti Ngata tabbed as the Pac-10 Defensive Player of the Week for his 11 tackles and two more pass break-ups.

California	7	3	10	0	0	—	20
Oregon	7	3	10	0	7	—	27

- ORE — D. Williams, 23 pass from D. Dixon, (P. Martinez, kick), 5:54, 1st
- CAL — Marshawn Lynch, 1 run (Tom Schneider, kick), 1:54, 1st
- ORE — Martinez 29 field goal, 13:12, 2nd
- CAL — Schneider 21 field goal, 4:03, 2nd
- ORE — Martinez 49 field goal, 11:42, 3rd
- ORE — Terrence Whitehead, 18 run (Martinez kick), 10:48, 3rd
- CAL — Schneider 45 field goal, 3:31, 3rd
- CAL — Lynch 52 run (Schneider kick), 00:49, 3rd
- ORE — James Finley, 4 catch from Leaf (Martinez kick), 15:00, OT

	CAL	ORE
First Downs	14	19
Rushes-Yards	39-213	37-143
Passes	10-26-3	24-39-1
Passing Yards	88	232
Total Offense	301	375
Punting	4-42.0	8-32.6
Fumbles-Lost	3-1	0-0
Penalties-Yards	5-40	6-40
Time of Possession	30:07	29:53

RUSHING: (CAL) Lynch 25-189, Forsett 6-32, Ayoob 8-(minus 8). (ORE) Whitehead 20-119, Stewart 5-16. Dixon 8-8, Weatherspoon 1-6, Finley 1-0, Williams 1-(minus-1), Leaf 1-(minus 5).

PASSING: (CAL) Ayoob 10-26-88-3. (ORE) Dixon 15-26-139-1, Leaf 9-13-93-0.

RECEIVING: (CAL) Lynch 3-13, Jordan 2-25, Mandrino 2-22, Stevens 1-15, Hawkins 1-8, Forsett 1-5. (ORE) Whitehead 8-72, Finley 6-47, D. Williams 3-46, Day 3-22, Colvin 2-28, J. Williams 1-11, Strong 1-6.



GAME #10 - NOV. 12

OREGON 34
WASHINGTON STATE 31

Pullman, Wash. (27,905)
Martin Stadium
36 degrees, cloudy

PULLMAN, Wash.—Junior placekicker Paul Martinez made a 19-yard field goal with one second left to give No. 11 Oregon the victory over Washington State. The Ducks scored three straight touchdowns in the third quarter to overcome an 11-point deficit before the Cougars regrouped to tie the game late in the fourth quarter. WSU,

which accounted for two fourth-quarter scores in a five-minute span before Martinez's late heroics, suffered their fifth defeat in six Pac-10 games where they had led or had been tied in the third or fourth quarter. Quarterbacks Dennis Dixon and Brady Leaf combined for 296 yards passing and two TDs as Oregon rolled up 444 yards of offense. This game it was Dixon's turn to lead the Ducks on their winning drive as he started the series on his own 25-yard line with 5:15 remaining. He completed all four pass attempts and added 16 yards on the ground during the 20-play drive that ate up most of the remaining time on the clock. For WSU, tailback Jerome Harrison netted a Pac-10 record 13th straight 100-yard rushing game. The second of Harrison's two touchdowns came on a pass from Eugene product Alex Brink. Coincidentally, another Eugenean accounted for the Ducks' last touchdown as three-sport star Jordan Kent hauled in a 68-yard touchdown bomb in the third quarter for UO's longest catch of the regular season, and his first career score. WSU receiver Jason Hill was the recipient of a 40-yard Hail Mary as the first half ended, with Washington State grabbing a 14-10 advantage at the intermission. Entering the game ranked second nationally in receiving yards per game (120.88), he broke his school record for TD catches in a season (13) on that play. The narrow victory marked the second year in a row that Oregon had squeaked out a three-point win in Pullman.

Oregon	3	7	21	3	—	34
Washington State	0	14	7	10	—	31


- ORE — Paul Martinez, 45 field goal, 7:36, 1st
- WSU — Jerome Harrison, 28 run (Loren Langley, kick), 11:35, 2nd
- ORE — Jonathan Stewart, 2 run (Martinez kick), 00:24, 2nd
- WSU — Jason Hill, 40 pass from Brink (Langley kick), 00:00, 2nd
- WSU — Harrison, 34 pass from Alex Brink, (Langley kick), 12:51, 3rd
- ORE — James Finley, 8 pass from Brady Leaf, (Leaf pass failed), 9:56, 3rd
- ORE — C. Colvin, 23 run (Terrence Whitehead, pass from Leaf), 8:52, 3rd
- ORE — Jordan Kent, 68 pass from Dennis Dixon, (Martinez kick), 4:19, 3rd
- WSU — Troy Bienemann, 3 pass from Brink (Langley kick), 5:15, 4th
- WSU — Langley 45 field goal, 5:15, 4th
- ORE — Martinez 19 field goal, 00:01, 4th

	ORE	WSU
First Downs	23	25
Rushes-Yards	37-148	37-172
Passes	28-39-1	22-33-2
Passing Yards	296	283
Total Offense	444	455
Punting	4-42.2	4-39.8
Fumbles-Lost	3-2	3-1
Penalties-Yards	8-80	8-95
Time of Possession	31:45	28:15

RUSHING: (ORE) Whitehead 13-48, Dixon 6-43, Colvin 1-23, Stewart 10-20, Johnson 4-19, Leaf 3-(minus 5) (WSU) Harrison 28-143, Brink 8-31, Woolridge 1-(minus 2).

PASSING: (ORE) Dixon 16-22-197-0, Leaf 12-17-99-1. (WSU) Brink 22-33-283-2.

RECEIVING: (ORE) Finley 6-67, Day 5-44, Whitehead 4-17, J. Williams 3-52, Colvin 3-11, J. Johnson 2-6, Kent 1-68, Rosario 1-13, Weatherspoon 1-10, D. Williams 1-9, Stewart 1-(minus 1). (WSU) Harvey 5-86, Hill 5-81, Harrison 4-38, Bienemann 3-19, Boyd 2-19, Jordan 2-17, Prator 1-23.



GAME #11 • NOV. 19

OREGON STATE 14
OREGON 56

Eugene, Ore. (56,525)
Autzen Stadium
40 degrees, heavy fog

EUGENE—A thick fog settled in the Willamette Valley for nearly a week but did little to slow an inspired No. 10 Oregon unit that posted the most points ever by either team in the 109th edition of the Civil War. Freshman Jonathan Stewart scored two touchdowns, including a 97-yard kickoff return to open the third quarter, as the

Ducks posted their 10th regular-season win for only the second time in school history. Momentum never waned from the Oregon sideline after senior Aaron Gipson stepped in front of a Ryan Gunderson pass and returned it 60 yards for a touchdown less than three minutes into the contest. The Ducks managed to accumulate 14 points in each quarter, building a 35-7 advantage following Stewart's second kickoff return for a score this season, before finishing the game with three more touchdowns. That return came on the heels of a one-yard touchdown run near the close of the first half for the year's third-leading score. The OU passing attack was also on par as its 18 pass completions punctuated a season mark of 278 completions that broke the former school record from 1995 (260). Senior receiver Demetrius Williams caught his 10th touchdown catch of the year to tie a school record, and became the seventh 1,000-yard receiver in school history and fifth in 11 years. Even though the OSU offense possessed the ball for 36:25, the Duck defense forced Gunderson into four interceptions, caused another fumble and added six tackles for loss. The win extended Ducks' advantage in the all-time series to 55-44-10 – a back-and-forth rivalry of late with the home team triumphant every year since 1997 – and avenged a 50-21 loss at Corvallis in '04. Two day later, Stewart was tabbed the Pac-10 Special Teams Player of the Week for his three kickoff returns for 152 yards.

Oregon State	0	7	7	0	—	14
Oregon	14	14	14	14	—	56

- ORE — A. Gipson, 60 interception return (P.I. Martinez, kick), 12:23, 1st
- ORE — T. Whitehead, 14 pass from D. Dixon, (Martinez kick), 6:30, 1st
- OSU — Yvenson Bernard, 2 run (Alexis Serna, kick), 14:58, 2nd
- ORE — Whitehead 2 run (Martinez kick), 10:51, 2nd
- ORE — Jonathan Stewart, 1 run (Martinez kick), 4:07, 2nd
- ORE — Stewart 97 kickoff return (Martinez kick), 14:45, 3rd
- OSU — J. Hawkins, 2 pass from R. Gunderson, (Serna kick), 6:46, 3rd
- ORE — D. Williams, 6 pass from Dennis Dixon, (Martinez kick), 3:14, 3rd
- ORE — Jaison Williams, 66 pass from Dixon (Martinez kick), 9:16, 4th
- ORE — Jeremiah Johnson, 4 run (Martinez kick), 5:52, 4th

	OSU	ORE
First Downs	18	25
Rushes-Yards	41-119	36-140
Passes	23-44-4	18-30-0
Passing Yards	178	262
Total Offense	297	402
Punting	4-48.8	4-30.2
Fumbles-Lost	1-1	1-0
Penalties-Yards	8-100	7-60
Time of Possession	36:25	23:35

RUSHING: (OSU) Bernard 33-128, Jackson 2-7, Fuller 4-5, Patrick 4-5, Gunderson 2-(minus 2). (ORE) Whitehead 12-81, Stewart 7-28, Dixon 9-21, Johnson 2-14, Jackson 2-4, Team 1-(minus 2), Leaf 3-(minus 6).

PASSING: (OSU) Gunderson 22-43-175-4, Colt 1-1-3-0. (ORE) Dixon 12-17-204-0, Leaf 5-11-54, Bennett 1-2-0-4.

RECEIVING: (OSU) Hass 10-107, Wheat-Brown 6-48, Bernard 2-10, Haines 1-6, Vandiver 1-5, Stroughter 1-3, Hawkins 1-2, Jackson 1-(minus 3). (ORE) D. Williams 5-82, Finley 3-40, J. Williams 2-75, Whitehead 2-20, Weatherspoon 2-13, Day 1-11, Stewart 1-9, Rosario 1-8, Jackson 1-4.



Game #12 • DEC. 29

OREGON 14
OKLAHOMA 17

San Diego, Calif. (65,416)
Qualcomm Stadium
58 degrees, overcast, cool

SAN DIEGO, Calif. —An Oklahoma interception deep in its own territory with just over 30 seconds left to play to put an end to an Oregon comeback and preserved the Sooners' Holiday Bowl win. Sophomore quarterback Brady Leaf came off the bench midway through the fourth quarter to rally the Ducks from a 17-7

deficit, completing a 3-yard touchdown pass to tight end Tim Day with 3:30 remaining in the game to pull Oregon within striking distance. Trailing by only three points, the Ducks' defense held the Big 12 Conference South Division runners-up to three plays and a punt while taking over control of the football on its own 22-yard line with 3:04 left on the clock. Completions of six and 37 yards to running back Terrence Whitehead and a 19-yard pass to freshman running back Jeremiah Johnson positioned Oregon with a chance for its first win over the Sooners in six tries. But rather than play for a game-tying field goal, Leaf's pass to Demetrius Williams inside the Oklahoma 10-yard line couldn't elude linebacker Clint Ingram's leap as Oregon fell short in the post-season for the third straight time. After struggling in two first-half drives and a third to start the second half, Leaf rebounded to complete 11 of 18 passes for 118 yards in the final 7:13 of the game. In addition, the Oregon defense, led by senior linebacker Anthony Trucks, held the Sooners to only 42 yards of total offense in the final quarter. Trucks completed his career with a game-high 14 tackles, along with one fumble recovery as well as a forced fumble, to be awarded the bowl's defensive player of the game. But it was a sluggish third quarter that put the Ducks in a bind as Oklahoma controlled the football for just over 10 minutes of the period and capped two of its four drives with touchdowns. Oregon opened the game strong as starting quarterback Dennis Dixon accounted for 72 of its 116 total yards from the game's first two drives, yet the Ducks could convert the prosperity into only seven points enroute to a 7-3 halftime advantage. Dixon completed eight of 12 passes for 89 yards in the opening 15 minutes.

Oregon	7	0	0	7	—	14
Oklahoma	3	0	14	0	—	17

- OU — Garret Hartley 34 yd field goal, 1:59, 1st
- ORE — D. Williams 5 yd run (Martinez,Paul kick), 5:06, 1st
- OU — J.D. Runnels 17 yd pass from Bomar, Rhett (G. Hartley kick), 2:07, 3rd
- OU — K. Jones 8 yd run (G. Hartley kick), 4:09, 3rd
- ORE — T. Day 3 yd pass from Leaf,Brady (P. Martinez kick), 3:43, 4th

	ORE	OU
First Downs	17	19
Rushes-Yards	32-84	40-132
Passes	44-25-1	30-17-1
Passing Yards	243	229
Total Offense	76-327	70-361
Punting	8-45.1	7-37.9
Fumbles-Lost	1-0	2-1
Penalties-Yards	3-15	10-70
Time of Possession	31:23	28:37

RUSHING: Oregon-Whitehead,T. 12-43; Dragich, Matt 1-20; Stewart,J. 2-6;Dixon,Dennis 9-5; Williams,D. 1-5; Strong,Garren 1-3; Leaf,Brady 5-1; Johnson,J. 1-1. Oklahoma-Peterson, Adria 23-84; Jones, Kejuan 7-30; Bomar, Rhett 9-14; Patrick, Allen 1-4.

PASSING: Oregon-Leaf,Brady 14-24-1-136; Dixon,Dennis 11-19-0-107; Strong,Garren 0-1-0-0. Oklahoma-Bomar, Rhett 17-30-1-229.

RECEIVING: Oregon-Finley,James 9-67; Whitehead,T. 6-83; Williams,D. 4-27; Day,Tim 3-14; Johnson, J. 1-19; Paysinger,Brian 1-18; Rosario,Dante 1-15. Oklahoma-Kelly, Malcolm 7-79; Iglesias, Juaqu 5-85; Johnson, Manuel 2-32; Runnels, J.D. 1-17; Peterson, Adria 1-8; Jones, Kejuan 1-8.